


# The Anglican Churches of Pictou County



Christ Church  
Stellarton

St. Alban's  
Thorburn

St. Bees'  
Westville

St. James'  
Pictou

*Sewers and*

*Services*

For serving Anglican liturgies

# Sewers and Services

## Instruction for serving Anglican liturgies

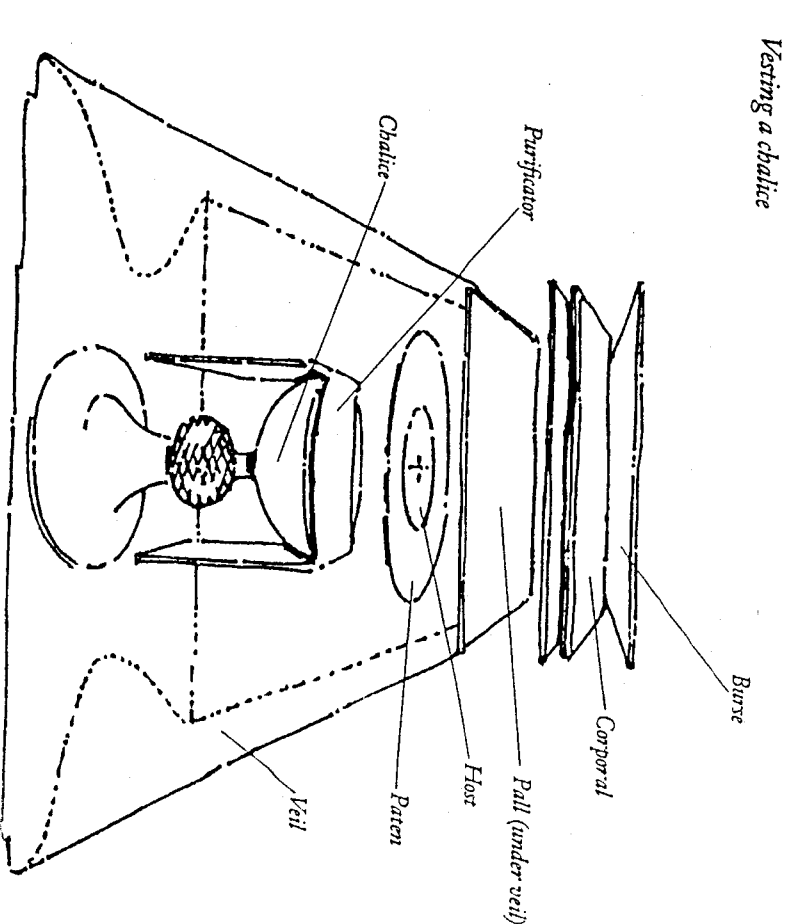
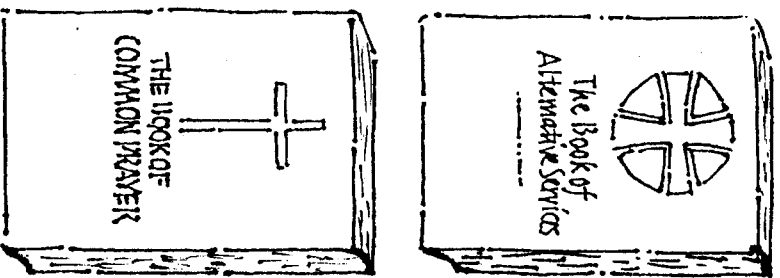
### Services: the setting up

The *Book of Alternative Services* and the *Book of Common Prayer* contain liturgies for the sacramental rites, holy days, and other offices; other liturgies are included in *Occasional Celebration*. These are the services for which altar workers prepare.

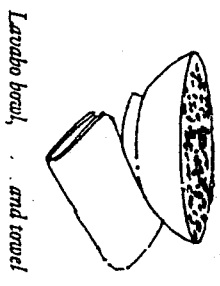
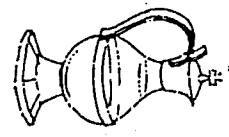
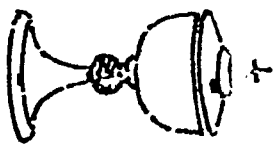
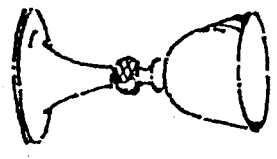
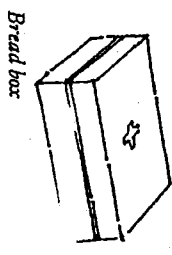
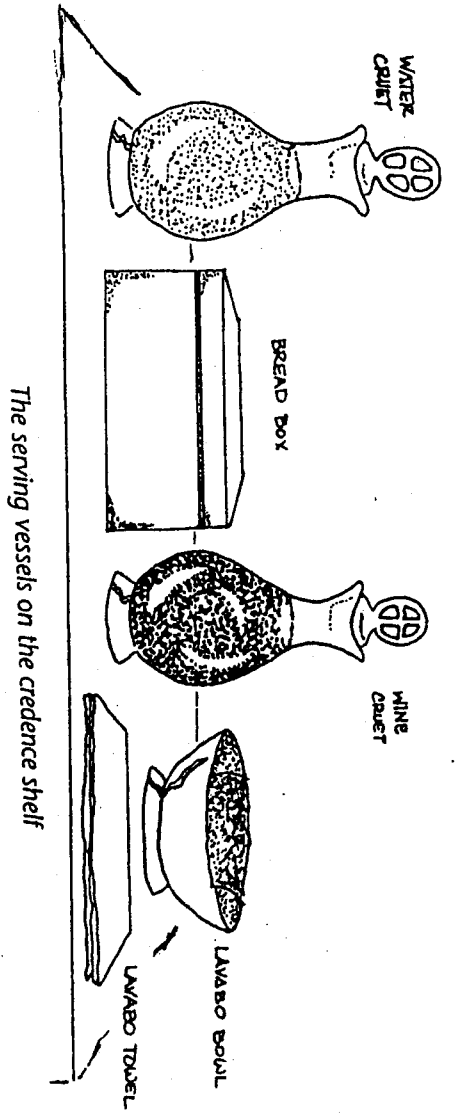
### The eucharist

The eucharist is the liturgy most often celebrated in Anglican parishes, usually on Sundays, often more than once, and sometimes during the week. Many of the church's other rites take place within the context of a eucharist.

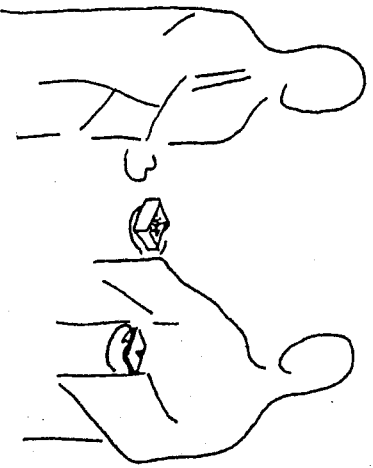
The Holy Eucharist is the principal act of Christian worship; it is the gathering of the community, the Body of Christ.



*Chalice with purificator, paten, host, and pall covered with veil and topped with bursse containing the corporal*



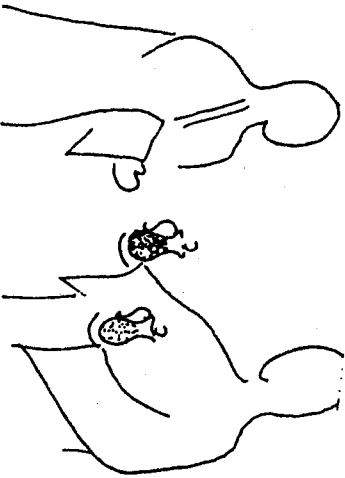
Oblations: (Preparation of the table/Altar)  
 Following the Peace (BAS)  
 Offertory sentence (BCP) during the  
 Offertory Hymn go to the Credence  
 Table and wait until the Celebrant is  
 receiving.  
 Take ciborium to celebrant.  
 Open bread box and take to the  
 corner of the Altar.



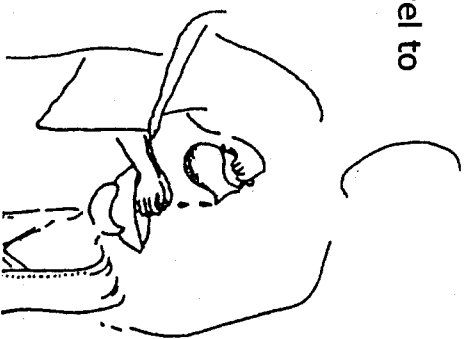
*Presenting the cruets to the priest*

*Presenting the breadbox to the priest*

- Hold bread box for Celebrant to take breads.
- Return to credence table and remove stoppers from cruets.
- Take cruets to the Altar.
- Present to Celebrant:
  - Wine first = water next.
  - = Pass wine cruet from right hand.
  - = While Celebrant has wine, shift the water cruet to right hand.
  - = Receive wine cruet into left hand
  - = Pass water cruet from right hand
  - = While Celebrant has the water, shift wine cruet to right hand.
  - = Receive water cruet with left hand.
- Return Lavabo Bowl/water cruet/and towel to The Celebrant.
  - = Pour water over Celebrants fingers into Lavabo.
  - = Present towel to Celebrant.
  - = When Celebrant finished, return to credence and replace stopper in water cruet.
- Offertory:
  - = Take the ALMS BASIN = and return to Altar rail to receive collection from the greeters.
  - = After pray and (doxology), place Alms Basin on the Altar
  - = Return to your place.



*Presenting the wine cruet*



*The lavabo*

## Abolutions



*At the abolutions*

When the communion is completed; go to the credence table, remove the stoppers from both cruets (wine and water)

- = Take wine cruel (right hand), water cruet (left hand) to the Altar. (NOTE: Celebrant may only use water – no wine).
- = When Celebrant indicates, pour a small amount of wine over Celebrant's fingers.
- = Next when Celebrant indicates, pour small amount of wine, then water into Chalice.
- = Next pour water only into Chalice, and Paton, if required.
- = Return to credence, replace stoppers in cruets.
- = Wait to receive ciborium from the Celebrant.
- = Return to your place.